

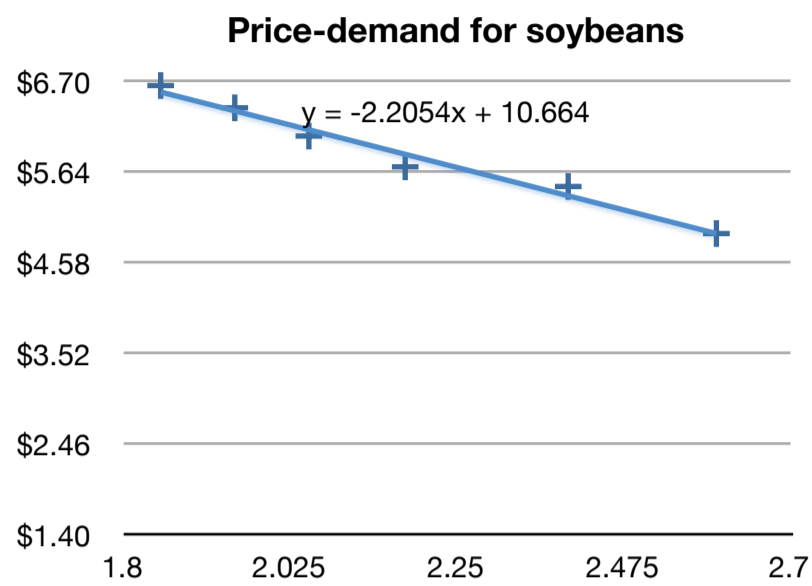
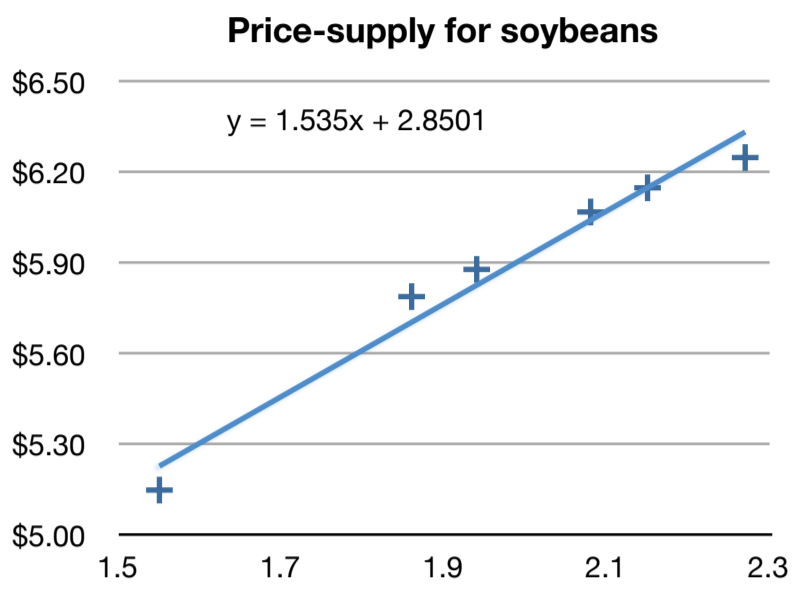
Supply and Demand for Soybeans

Solutions: Dan Yasaki

Supply (billion bu)	Price (\$/bu)
1.55	\$5.15
1.86	\$5.79
1.94	\$5.88
2.08	\$6.07
2.15	\$6.15
2.27	\$6.25

Demand (billion bu)	Price (\$/bu)
2.60	\$4.93
2.40	\$5.48
2.18	\$5.71
2.05	\$6.07
1.95	\$6.40
1.85	\$6.66

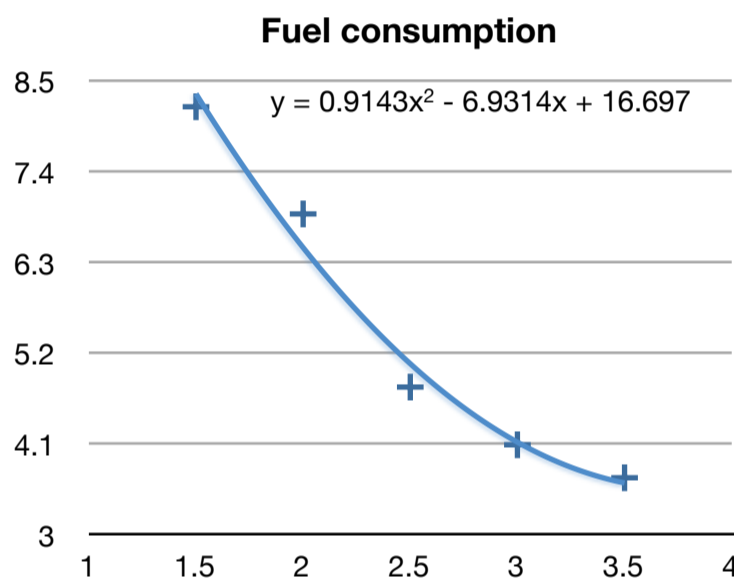
Equilibrium value:	2.09 billion bu
Equilibrium price:	\$6.06



+ Supply (billion bu) - Price + Demand (billion bu) - Demand

Fuel Consumption for Outboard Motors

rpm (thousands)	mpg
1.5	8.2
2.0	6.9
2.5	4.8
3.0	4.1
3.5	3.7

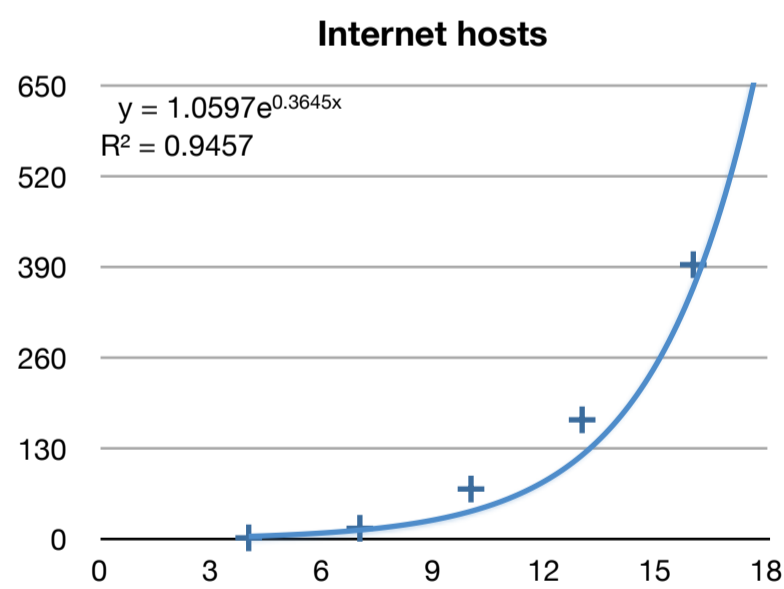


Fuel consumption for 2300 rpm: 5.6 mpg

+ rpm (thousands) - mpg

Internet Hosts

Years since 1990	Hosts (millions)
4	2.4
7	16.1
10	72.4
13	171.6
16	394.0
19	625.2

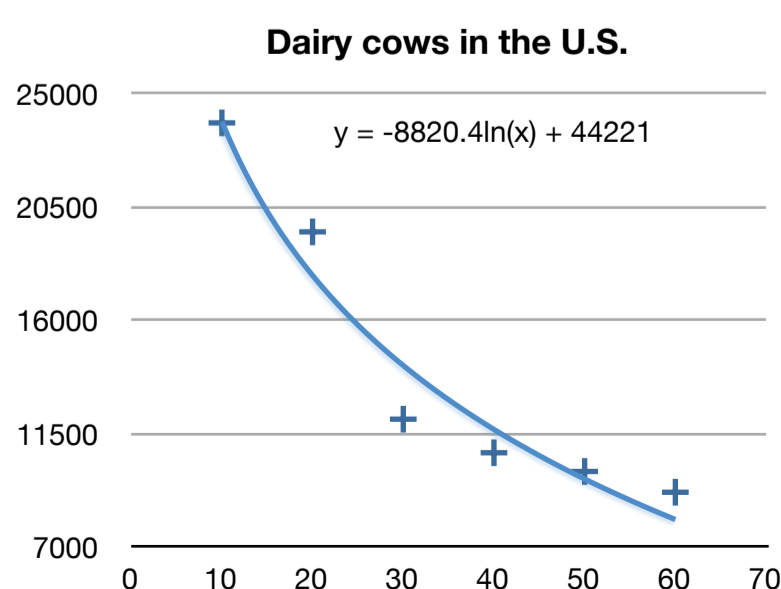


Estimated hosts in 2018: 28,681 million

+ Years since 1990 - Hosts

Dairy Cows in the U.S.

Years since 1940	Cows
10	23853
20	19527
30	12091
40	10758
50	10015
60	9190



Estimated cows in 2020: 5,570 thousand

+ Years since 1940 - Cows